



THE BRAVE PROTECTOR



The Brave Protector: Mission Nile

Volunteer Huddle

Today's lesson focuses on Jochebed's courageous faith and how God provides "Brave Protectors" in our lives to shield us when things feel scary. You'll be using a high-energy bubble wrap object lesson to visually demonstrate how prayer and wisdom insulate us from the hard impacts of the world. Keep the excitement high during the relay games, but draw them in close for a heartfelt, emotional conclusion about trusting God's ultimate protection.

Sermon Overview

Main Theme: God gives us "Brave Protectors" (like moms!) who trust Him even when things are scary.

"By faith Moses' parents hid him for three months after he was born, because they saw he was no ordinary child, and they were not afraid of the king's edict."

— **HEBREWS 11:23 (NIV)**



THE BRAVE PROTECTOR



Opening Questions

- **The "Secret" Challenge:** What is the hardest secret you've ever had to keep? Was it a surprise party, or maybe something you broke and didn't want anyone to find?
- **The "Mom-Radar" Test:** On a scale of 1 to 10, how good is your mom (or grandma/aunt) at finding things you've lost? (Socks, toys, or even the remote you're sitting on!)
- **The Brave Choice:** If you had to protect something super precious—like a golden puppy or a diamond-encrusted pizza—where is the craziest place you would hide it to keep it safe?



THE BRAVE PROTECTOR



Modern Parable

The Recess Rescue

Mrs. Amanda's third-grade class was usually the loudest at Westside Elementary, but today, everyone was oddly quiet. It was "Standardized Testing Week," and the vibes were heavy. Everyone was stressed, especially a girl named Mia. Mia was brilliant at drawing dragons, but when it came to timed math tests, her brain felt like a frozen computer screen. She sat at her desk, staring at a multiplication problem that looked like a foreign language, and a stray tear hit her paper.

Mrs. Amanda didn't say a word. She didn't want to distract the other kids, but she saw Mia's shoulders shaking. Mrs. Amanda quietly walked over and placed a small, neon-green sticky note on the corner of Mia's desk. It had a tiny smiley face and the words: "You are more than a score. Take a breath. I've got you." Just that small "shield" of encouragement helped Mia stop panicking. Mrs. Amanda stood near Mia's row for the rest of the test, acting like a human "Do Not Disturb" sign so Mia could focus.

Later that day at recess, the "big kids" from fifth grade were hogging the swing set and being a little mean to the younger students. Mia and her friends were about to leave, feeling discouraged, when they saw Mrs. Amanda walking toward the swings. She didn't yell; she just stood there with her whistle and a calm smile. The big kids immediately stepped back. Mrs. Amanda didn't have to fight them; her presence alone was enough to protect the space for her students. Mia realized that Mrs. Amanda was like a "Brave Protector"—she created a safe space so Mia could just be a kid.



THE BRAVE PROTECTOR



Object Lesson

Title: The "Bubble Wrap" Barrier

Supplies:

- Two raw eggs
- A large roll of bubble wrap and tape
- A tall ladder or stool
- A plastic drop cloth (for the mess!)

The Point: First, show the "Unprotected Egg." Talk about how the world can be "hard" or scary (the floor). Drop the egg. Splat. That's what happens when we try to face big, scary stuff totally alone. Next, take the second egg. Explain that "Brave Protectors" (like Jochebed or our moms) are like bubble wrap. They wrap us in prayer, wisdom, and love. Tape the egg inside several thick layers of bubble wrap. Drop it from the same height.

The Lesson: When the egg hits the floor, it stays safe! The "floor" (the scary situation) didn't go away, but the protection around the egg changed the outcome. Our protectors don't always stop the "scary stuff" from happening, but they wrap us up so we don't break when life gets bumpy.



THE BRAVE PROTECTOR



The Sermon

The Secret in the Reeds

(Start by looking around the room suspiciously.) Okay, listen close. I need to know if I can trust you. Today's story is about a top-secret mission. It involves a crying baby, a river full of crocodiles, and a mom who refused to be bullied by a King. Have you ever seen your mom get that "look" in her eye when she's protecting you? That's exactly how Jochebed felt.

The story is found in **Exodus 2:1-10**. Back then, the King of Egypt was being a total villain. He made a rule that was meant to hurt families. But Jochebed looked at her baby boy, Moses, and said, "Not on my watch." She hid him for three months! Can you imagine trying to keep a baby quiet for three months? No crying, no squealing! But eventually, he got too big. She had to trust God with a wild plan. She built a tiny boat out of reeds, smeared it with tar so it wouldn't leak, and put her heart—her son—into the Nile River.

Lessons For Us

Jochebed teaches us that Bravery isn't not feeling scared; it's doing the right thing while you're shaking. She didn't know if a crocodile would find the basket or if the King's soldiers would see it. But she knew God was a bigger Protector than she was. Also, we learn that God uses "Brave Protectors" like moms, grandmas, and teachers to keep us safe until we are ready for our own missions.

Conclusion

As you go home today, look at the people who protect you. They might nag you about your homework or tell you to eat your broccoli, but they are your Jochebeds. They are the ones building "baskets" around you with their prayers. Remember, you are never alone in the river of life because God is the Ultimate Protector, and He's given you people to help you float.

Closing Prayer:

Lord, thank You for the brave women and protectors in our lives. Help us to trust You when we feel like we are in deep water. Thank You for Jochebed's courage and for Your constant love. Amen.

Salvation Prayer:

Lord Jesus, I know I can't float through life on my own. I need You to be my Savior and my Protector. I believe You died for me and rose again. Please come into my heart and lead my life. Amen.



THE BRAVE PROTECTOR



10 Review Questions

1. How long did Jochebed hide Moses?

Three months.

2. What did she use to make the basket waterproof?

Tar or pitch.

3. Which river did she put the basket in?

The Nile River.

4. Who stayed behind to watch the basket from the bushes?

Moses' sister, Miriam.

5. Who found the baby in the reeds?

Pharaoh's daughter (the Princess).

6. Why did the Princess decide to keep the baby?

She felt sorry for him.

7. Who did Miriam suggest to help nurse and care for the baby?

Moses' own mother, Jochebed!

8. What does the name "Moses" mean?

Drawn out (of the water).

9. In Hebrews 11, why does it say the parents weren't afraid of the King?

Because of their faith in God.

10. What is the main job of a "Brave Protector"?

To trust God and keep others safe.



THE BRAVE PROTECTOR



Game Ideas

- **Nile Navigator:** Create a "river" using blue streamers. One child is the "basket" (blindfolded), and another is the "Protector" who must use only their voice to guide them through "crocodiles" (pillows).
- **Basket-Ball Relay:** Teams must carry a "baby" (ping pong ball) on a "basket" (plastic spoon) across the room. If the "baby" falls, they start over!
- **The Secret Hider:** Hide a small baby doll in the room. Kids have to find it using "Hot or Cold" clues. The one who finds it hides it next.



THE BRAVE PROTECTOR



The Workshop

The "Heart-Basket" Card

Supplies: Paper plates (cut in half), blue paper, markers, glue, and small "baby" drawings.

1. Glue the flat edge of a half-plate to the blue paper to make a pocket (the basket).
2. Color the plate brown like reeds.
3. Tuck a paper "baby" inside the pocket.
4. Write: *"Thanks for being my Brave Protector! Happy Mother's Day!"*

Printable Cut-outs (Prep for Leaders)

Use the printable page at the end of this document featuring these simple shapes for kids to cut out and use with their crafts or retelling:

- 1x Large wicker basket shape (brown).
- 1x Baby Moses figure (swaddled in white).

- 3x Green reed clusters.
- 1x Friendly (or sneaky!) green crocodile.

Word Search Keywords

MOSES

JOCHEBED

NILE

BASKET

RIVER

REEDS

CROCODILE

PROTECTOR

BRAVE

EGYPT

KING

MIRIAM

FAITH



THE BRAVE PROTECTOR



Small Group (K-2nd Grade)

- **Discussion:** How do you think the baby felt inside the basket? Was it cozy or scary?
- **Activity:** Have the kids practice their "Brave Faces." Ask them, "If a scary crocodile came by, show me your 'God is with me' face!"
- **Question:** What is one way your mom helps you feel safe when you're scared of the dark?



THE BRAVE PROTECTOR



Small Group (3rd-5th Grade)

- **Discussion:** Jochebed had to let go of the basket and let it float away. Why is it hard to trust God with things we love?
- **Question:** Miriam was a kid, but she had a big job watching the basket. How can you be a "Protector" for your younger siblings or friends?
- **Challenge:** Think of one "scary rule" or "bully situation" at school. How can you show faith like Moses' parents did?



THE BRAVE PROTECTOR



The At-Home Connection

Dinner Table Discussions

- Jochebed was very brave. What is the bravest thing you've ever seen a family member do?
- If our family was a "boat," what are some things we do to make sure we stay "waterproof" (strong in our faith)?
- How can we remind each other that God is in control when things feel out of our hands?

Low-Prep Activity: The "Prayer Boat"

At dinner, fold a piece of paper into a boat. Write one thing your family is "trusting God with" on the side. Place it in the center of the table as a reminder that God is carrying you.

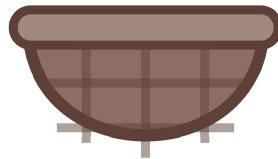
Parents' Pain Point Solved: You don't need a degree in theology to lead your kids. By simply acknowledging the "scary rivers" of life and pointing them toward God's protection, you are being the Jochebed they need. You've got this!



THE BRAVE PROTECTOR

Printable Cut-outs

Leaders: Print this page and let the kids cut along the dashed lines for their Workshop craft or story retelling!




Wicker Basket




Baby Moses





River Reeds



Friendly Crocodile